

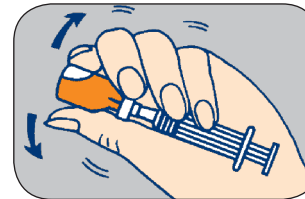
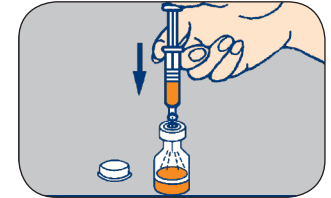
Using GlucaGen® HypoKit Step by Step Guide



Please read the full instructions that come with your medicine

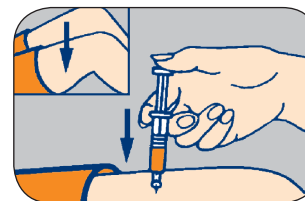
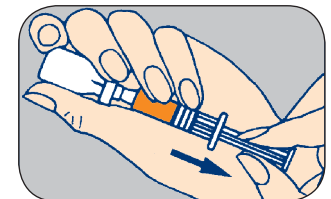
Instructions for use

1. Remove the orange plastic cap of the GlucaGen® bottle. Insert the needle through the seal disk on the bottle. Inject all the liquid in the syringe into the bottle. The seal disk can be stiff, but the needle is strong enough to puncture it.



2. Leave the syringe in place and gently shake the bottle until the powder is completely dissolved, and the solution is clear.

3. Make sure the plunger is totally down, then gently pull it out until all the solution is drawn up into the syringe.



4. Ensure that there is no air in the syringe, before the injection is given. Pinch up the skin and inject the needle into it, for example in the outer thigh. You cannot harm the person by giving this injection.

5. After the injection, when the person responds, give a sweet drink like juice or a soft drink, to keep blood glucose levels up. Follow this up as soon as possible with a meal or snack.

Questions & Answers

What is Glucagon?

- The glucagon in a GlucaGen® HypoKit is identical to a natural hormone produced in the human body. It can be used in emergency situations when someone is in severe hypo and medical help is unavailable. It will quickly raise the blood glucose levels and reverse a severe hypoglycaemic episode in about 10-15 minutes.

How does Glucagon work?

- Glucagon works by causing the release of glucose stored in the liver to raise blood glucose levels.

What is in the GlucaGen® HypoKit?

- The kit contains a syringe filled with diluting fluid, a bottle with 1mg powdered glucagon, and easy to follow instructions for use.

Can families, friends and colleagues use the GlucaGen® HypoKit?

- Yes. Ask your friends and family to read the instructions carefully and familiarise themselves with them regularly so they know what to do in an emergency.

Should an ambulance be called?

- Yes. If you are unconscious an ambulance should be called immediately, then the GlucaGen® should be injected by an informed person. They should not try to give anything by mouth at this stage.

What dosage of Glucagon should be used and is there a risk of overdosing?

- Dosage for adults is 1mg (the whole contents of the kit) and the dose for children under 25kg or younger than 6-8 years is 0.5mg (half the contents of the kit). **There is no risk of overdosing.**

How should the GlucaGen® HypoKit be stored?

- The kit has been designed to make it easy to carry around with you. It can be kept at room temperature for 18 months, providing the expiry date has not been exceeded. It can be stored for three years if kept at fridge temperature (between 2 and 8°C). The kit should be discarded and replaced after this time. Never use a GlucaGen® HypoKit after the expiry date printed on the box.

Novo Nordisk Customer Care
0845 600 5055*

Calls may be recorded for training purposes.
(Office hours 8:30am – 5:30pm week days and Bank Holidays)

For more information on diabetes, visit our website
www.novonordisk.co.uk

This booklet was provided as a service
to patients by Novo Nordisk Limited

Reporting of side effects. If you get any side effects, talk to your doctor, pharmacist or nurse. This includes any possible side effects not listed in the package leaflet. You can also report side effects directly via the Yellow Card Scheme at: www.mhra.gov.uk/yellowcard
By reporting side effects you can help provide more information on the safety of this medicine.

* Calls are charged at a local rate and no other costs are incurred by the caller. Calls may be monitored for training purposes.

GlucaGen®, Changing Diabetes® and the Apis bull logo are registered trademarks owned by Novo Nordisk A/S

